


A Pair of Socks



**By Ms. Thomas Class
@ Woodcreek Magnet School**


Wacky Writing Wednesdays

- Wacky Writing Wednesday
 - The one day of the week in which my First-Third grade Special Education students had specials- music, gym, library.



The Language Arts Objective

- Students would write their version of an adventure a pair of socks would go on during a day in finding its' match.
- Students would turn their creative writings into a PowerPoint project.



The First Step

- The story “A Pair of Socks,” is introduced to the students.
- A discussion of pairs, items that come in twos.
- Review the story. Search for each sock’s match and where it was hiding.



The Second Step

- As a group, my students and I began to explore how our story would begin.
 - The setting
 - Main Characters
 - What would happen next to our sock.

- “One day a black and red pair of socks went into the laundry basket.”



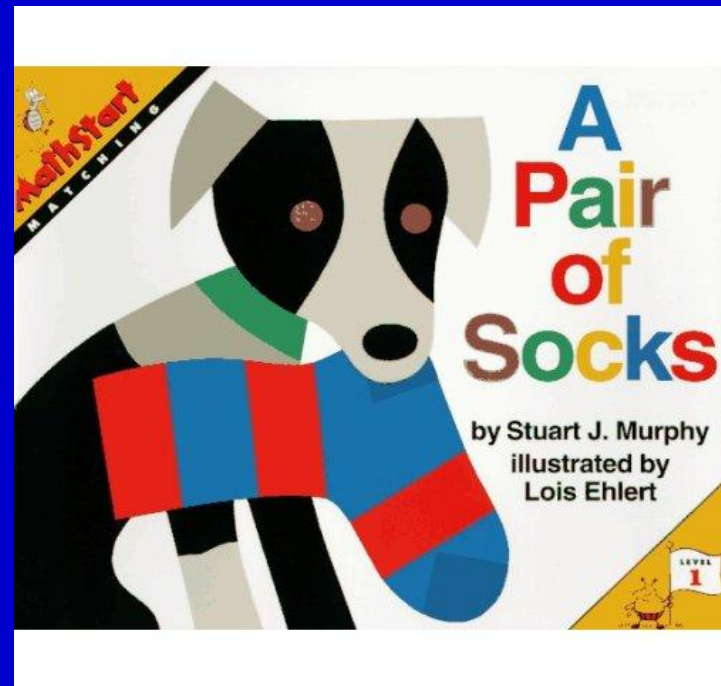
What would happen next..

- Students began to branch off as to what they thought the adventure the pair of socks would go on after Baby Brother Robert took the socks.



“A Pair of Socks”

- The book “A Pair of Socks,” is told from the point of view of a sock who seeks its match.



Theme:
A Pair of Socks
Student projects



Aquarius



Marquan



JaQuarius



Solomon



Malik




Joseph



Sabian

Tools Used



- Chart paper-for story building
- Writing Journals
- Microsoft Office on both PC and Mac computers.
 - PC were originally used for students
 - Mac-voice and video used to record students into QuickTime and iMovie.
- PowerPoint to DVD-software program used to burn the DVD.



Microsoft PowerPoint

- Students learned Microsoft PowerPoint
 - inserting slides,
 - sounds,
 - seeking animations that matched their slides.

